



A new dawn in drug discovery

Corporate Presentation –
Q1 2023 update

May 2023



All images by Piotr Piatek

Legal notice

This document and the information contained herein (unless otherwise indicated) have been prepared by Captor Therapeutics S.A. (the "Issuer") solely for informational purposes. For this notice, the presentation that follows shall mean and include the slides that follow, the oral presentation of the slides by the Issuer or any person on behalf of the Issuer, any question-and-answer session that follows the oral presentation, hard copies of this document, and any materials distributed at, or in connection with the presentation (collectively, the "Presentation"). By attending the meeting at which the Presentation is made, or by reading the Presentation, you will be deemed to have (i) agreed to all of the following restrictions and made the following undertakings and (ii) acknowledged that you understand the legal and regulatory sanctions attached to the misuse, disclosure or improper circulation of the Presentation.

The information contained in this Presentation may not be reproduced or redistributed in any way, in whole or in part, to any other person without the prior written consent of the Issuer. This Presentation does not purport to contain all the information that may be required by the recipient to assess the Issuer or its securities. The Issuer prepared this Presentation based on the information which it has and from sources believed to be reliable. To the extent available, the industry, market, and competitive position data contained in this Presentation come from official or third-party sources. There is no guarantee of the accuracy or completeness of such data.

This Presentation contains neither a complete nor a comprehensive financial or commercial analysis of the Issuer, nor does it present its position or prospects in a complete or comprehensive manner. The Issuer has prepared the Presentation with due care, however certain inconsistencies or omissions might have appeared in it. Therefore it is recommended that any person who intends to undertake any investment decision regarding any security issued by the Issuer shall only rely on information released as an official communication (i.e., current/periodic reports) in accordance with the legal and regulatory provisions.

This Presentation may contain certain forward-looking statements, forecasts, estimates, projections, and opinions ("Forward-looking Statements"). By their nature, Forward-looking Statements involve known and unknown risks, uncertainties, assumptions, and other factors because they relate to events and depend on circumstances that will occur in the future whether or not outside the control of the Issuer. No representation is made or will be made that any Forward-looking Statements will be achieved or will prove to be correct. Actual future results and operations could vary materially from the Forward-looking Statements. Similarly, no representation is given that the assumptions disclosed in this Presentation upon which Forward-looking Statements may be based are reasonable. The recipient acknowledges that circumstances may change and the contents of this Presentation may become outdated as a result. The assumptions included herein do not constitute profit forecasts or profit estimates.

No warranties or representations can be made as to the comprehensiveness or reliability of the information contained in this Presentation. Neither the Issuer nor its directors, managers, advisers or representatives of such persons shall bear any liability that might arise in connection with any use of this Presentation. Furthermore, no information contained herein constitutes an obligation or representation of the Issuer, its managers or directors, its shareholders, subsidiary undertakings, advisers or representatives of such persons.

Data contained in this Presentation is valid as of the day of its preparation. Consequently, this Presentation will not be subject to changes, updates or modifications to account for events which might occur after this day.

This Presentation does not constitute or form part of, and should not be construed as, an offer to sell or issue, or the solicitation of an offer to purchase, subscribe to, or acquire the Issuer or the Issuer's securities, or an inducement to enter into investment activity in any jurisdiction in which such offer, solicitation, inducement or sale would be unlawful before registration, exemption from registration or qualification under the securities laws of such jurisdiction. No part of this Presentation, nor the fact of its distribution, should form the basis of, or be relied on in connection with, any contract or commitment or investment decision whatsoever. This presentation is not for publication, release, or distribution in any jurisdiction where to do so would constitute a violation of the relevant laws of such jurisdiction nor should it be taken or transmitted into such jurisdiction.

Q1 2023 Executive summary

Announcement of the **next steps in the Strategy** - increase of authorised share capital

Target announcements in CT-01, CT-02 and CT-05

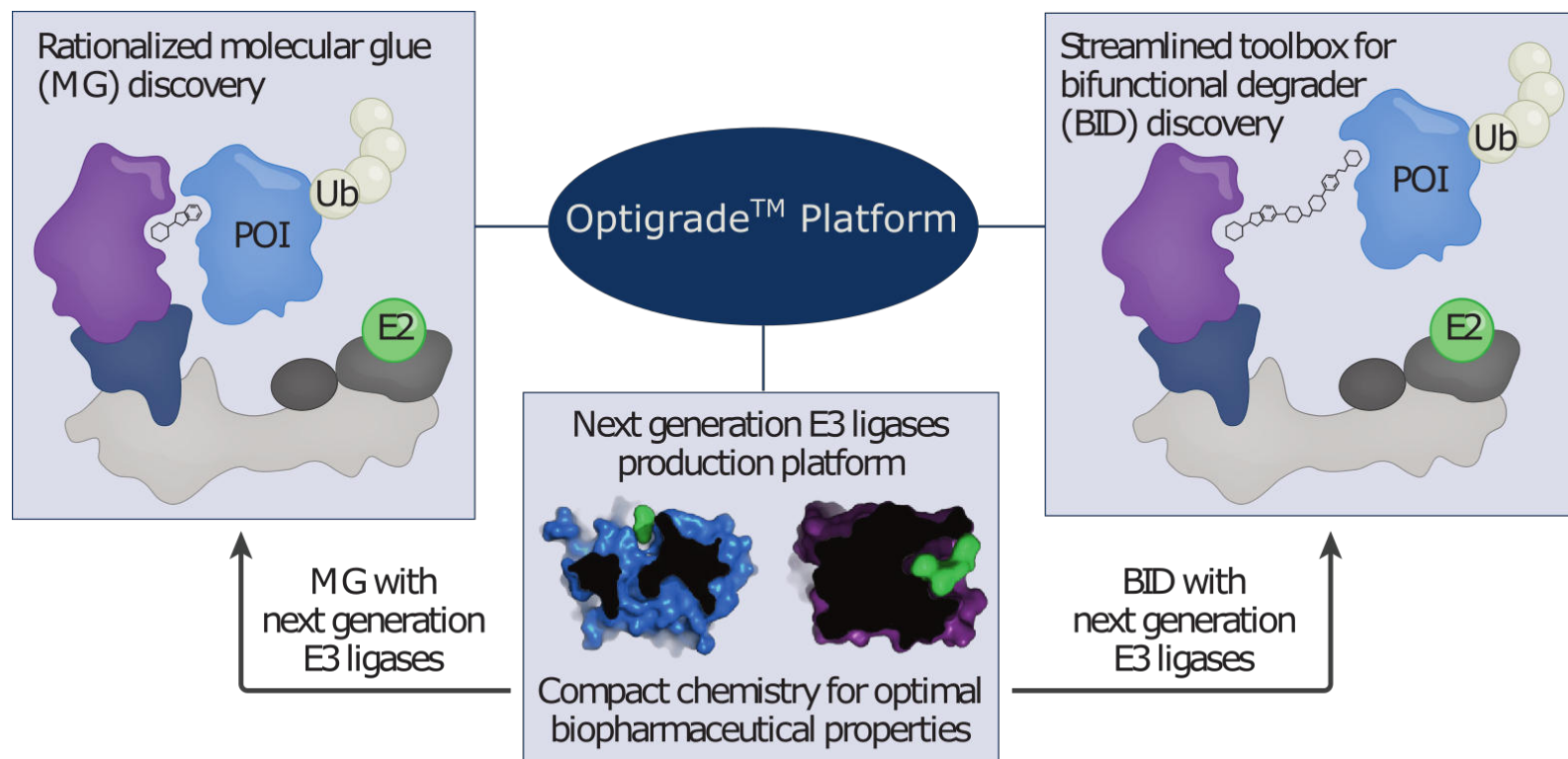
CT-01 - additional compelling *in-vivo* efficacy data in preclinical studies - moving towards the clinic as planned

Financial results - almost PLN 16 M spent on R&D, but supported by non-dilutive grant funding which helps preserve capital in these difficult market conditions

Ono - the collaboration has started well with excellent cooperation between the companies and an improvement in cash flow for Captor

DEVELOPMENT OF PROJECTS AND MOLECULAR TARGETS ANNOUNCEMENT

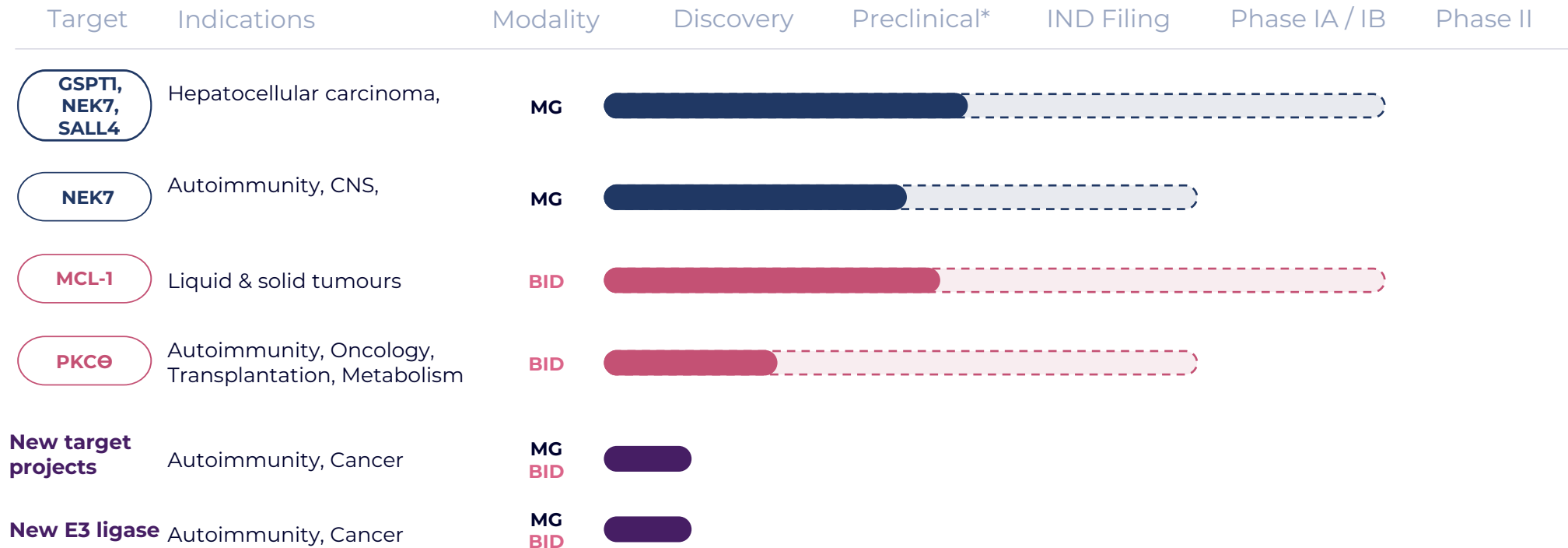
Optigrade™ discovery platform – importance of structure



Optigrade™ – addressing Molecular Glues, Bifunctional Degraders and novel Ubiquitin E3 Ligases

- Industry leading capability in protein engineering and structural biology
- Unique structure-guided lead optimization paradigm gives high selectivity with good pharmaceutical properties
- Proprietary, focused library of molecular glue compounds with improved chemical stability
- “Silent” ligase ligands for enhanced selectivity of bifunctional degraders (no intrinsic degradation capacity)
- Library of ~100 novel E3 Ubiquitin Ligase proteins

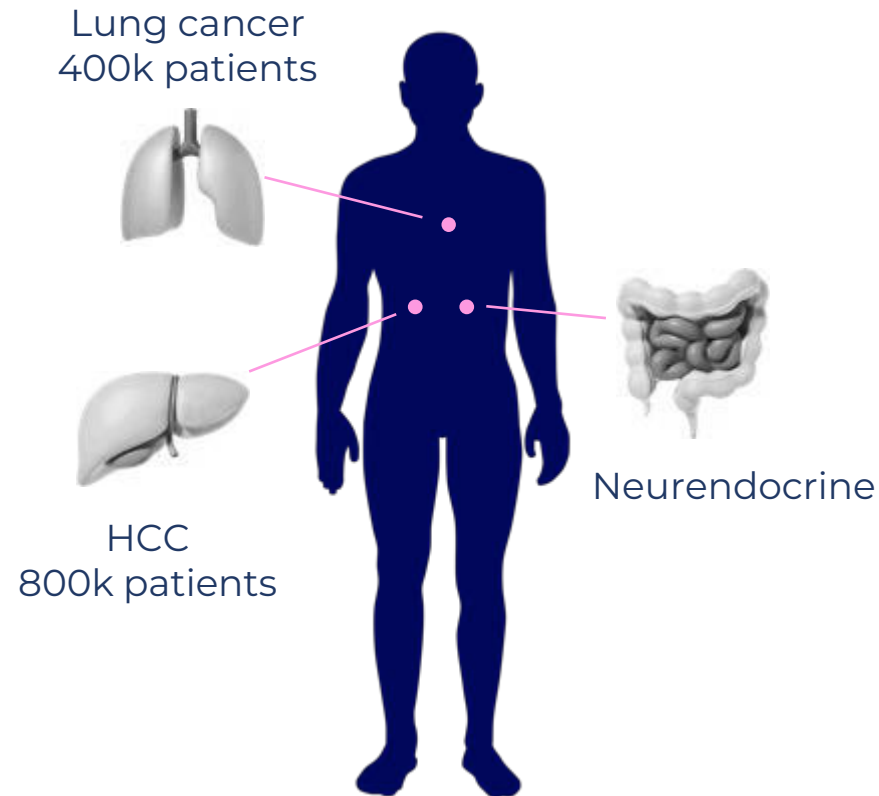
Fully owned pipeline



*Preclinical stage include IND-enabling studies, **BID** – Bi-functional Degradar; **MG** – Molecular Glue

Assumed stage at the end of 2025

CT-01: Multi-target GSPT1, NEK7 & SALL4 degrader



CPT-6281: first-in-class MG degrader of GSPT1, SALL4 & NEK7

GSPT1 degradation leads to an Integrated Stress Response and induction of apoptosis in HCC cells

SALL4 is expressed foetal liver, silenced in adults, but often re-expressed in HCC and correlates with poor prognosis

NEK7 degradation leads to reduction of IL-1b production – a well-established procarcinogenic factor. Reduction of IL-1b levels enables activation of the immune response

CPT-6281 is a **pro-drug** activated by an enzyme present at high levels in the liver, lungs and certain gastrointestinal tumors

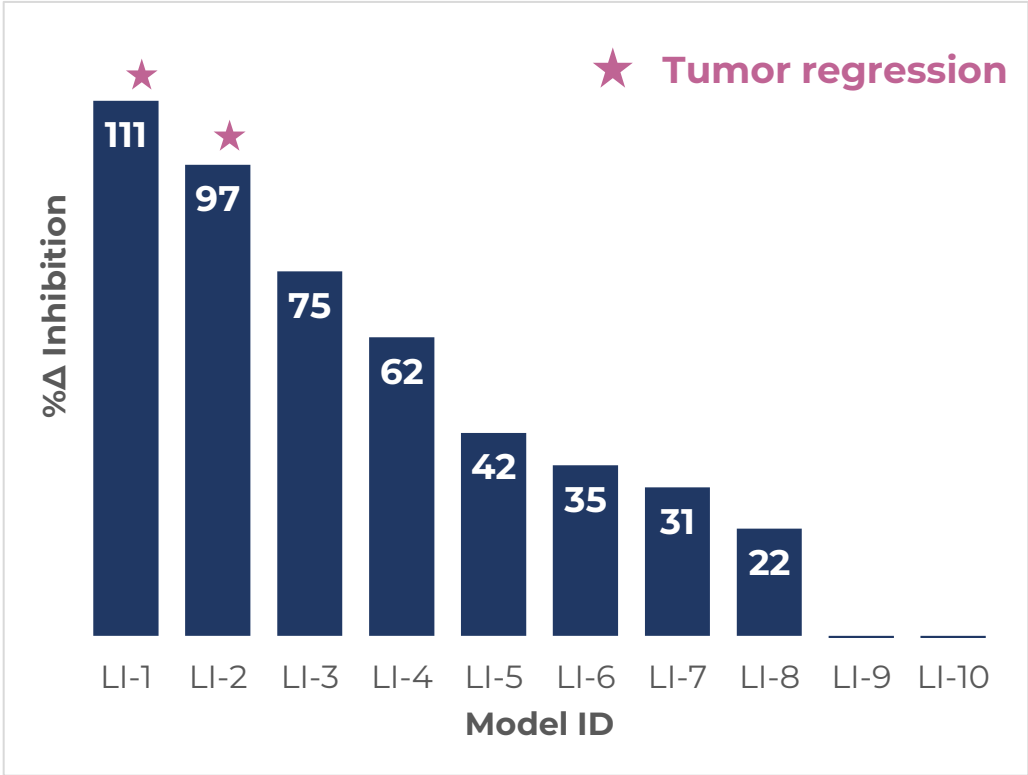
Only TPD can address 3 undrugged targets GSPT1, SALL4 and NEK7 with one molecule, and in addition, NEK7 has a pathological scaffolding role that cannot be blocked with inhibitors

A unique degradation profile combined with target tissue pro-drug activation for liver, lung and neuroendocrine cancers

Convincing tumor growth inhibition in HCC PDX models



Tumor Growth Inhibition



10 randomly selected HCC models, CPT-6281 100mg/kg, BID
3 animals per vehicle & treatment groups

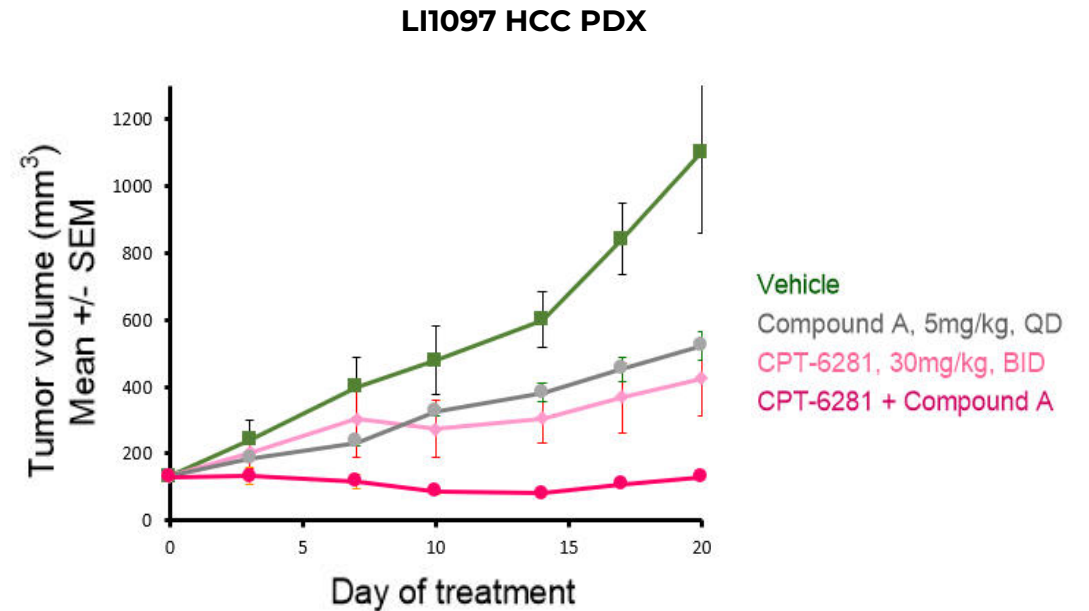
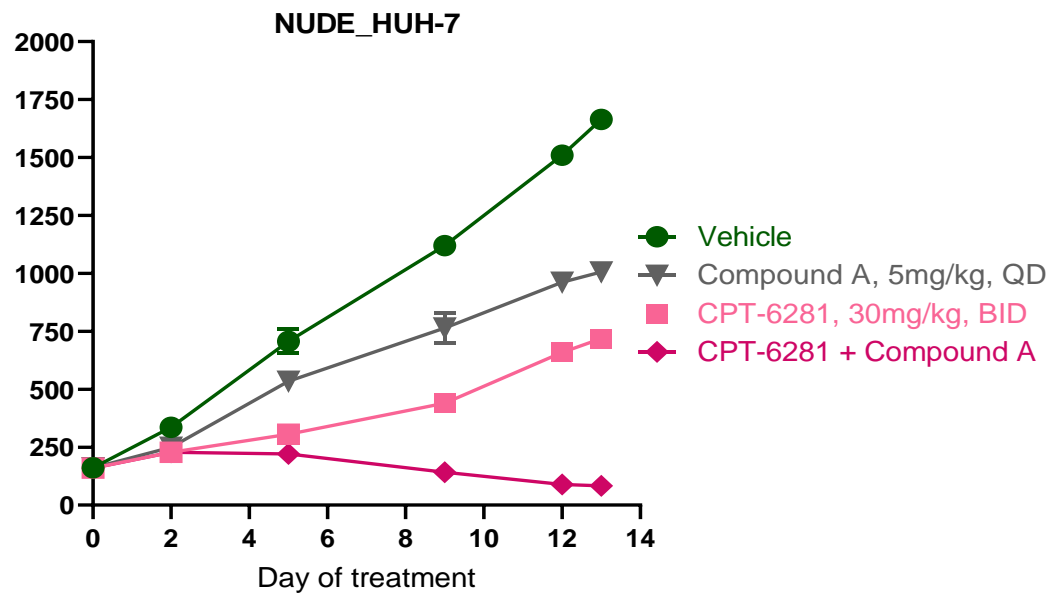
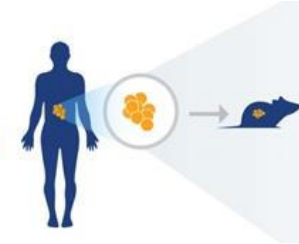
**Efficacy demonstrated in 8/10 models; TGI>50% in 4 models,
2 models with regression**

Clear synergy of CPT-6281 with an approved drug

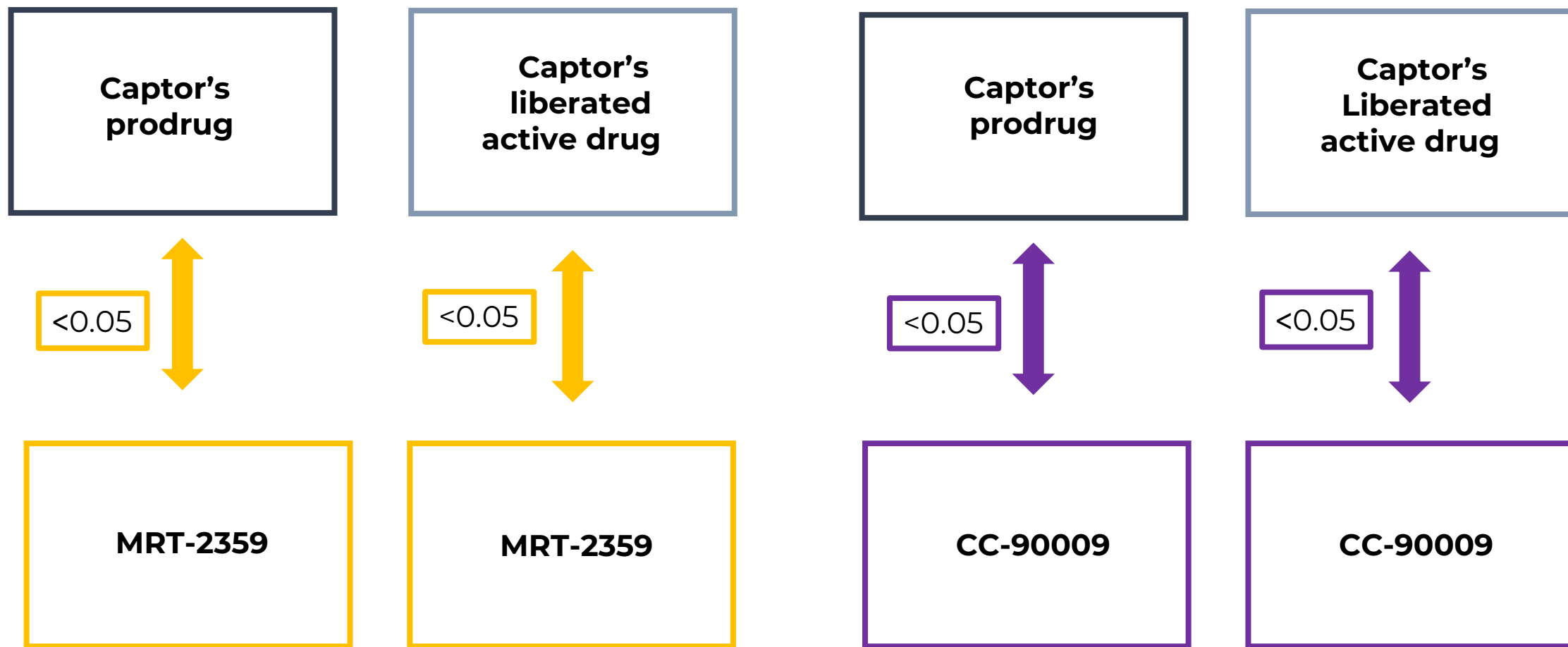
HUH-7 Xenograft Model



PDX
Models/



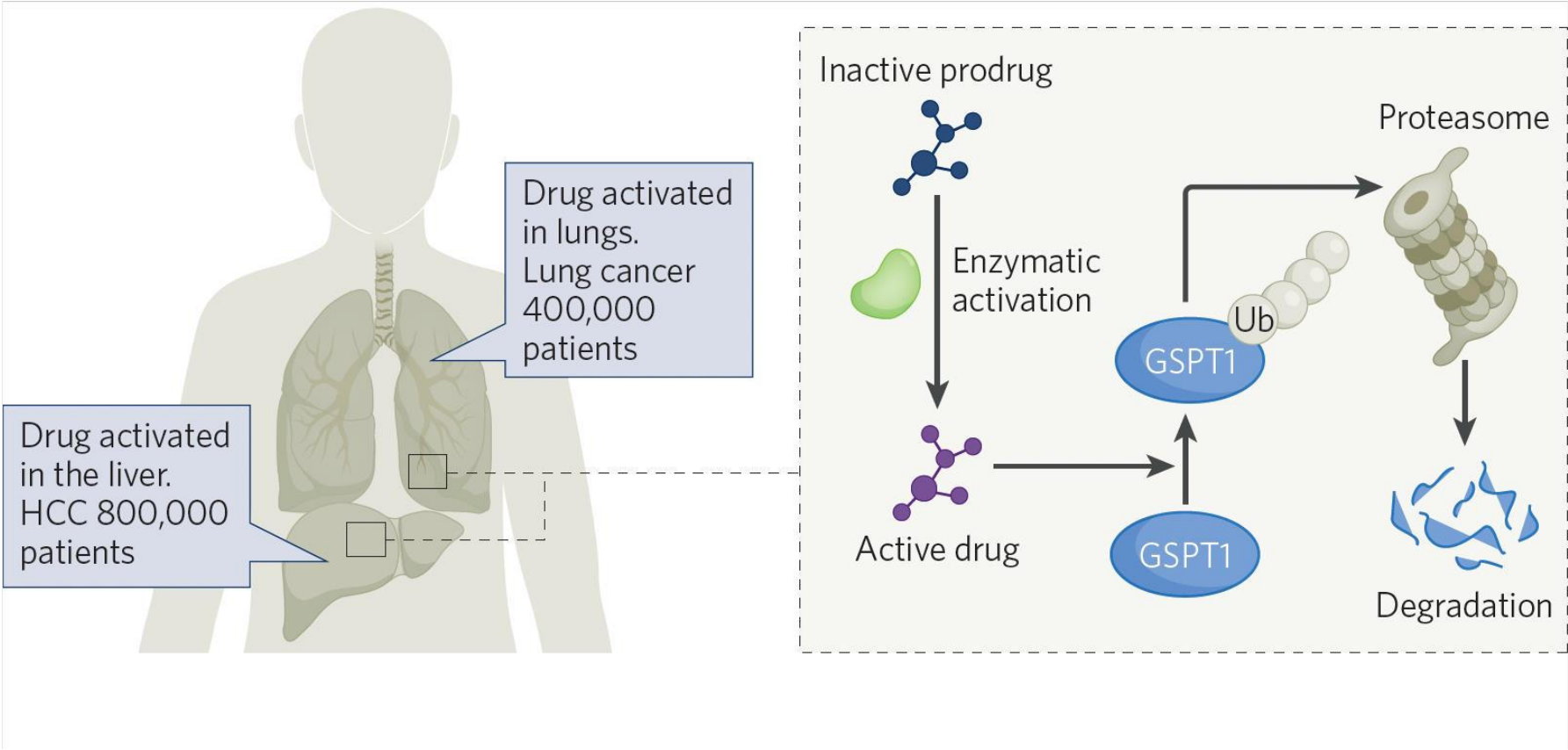
Captor compound is structurally different to the clinical ones



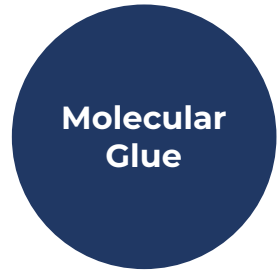
„Tails” comparison;
Tanimoto comparison; Tanimoto coefficient $<0-1>$, where 0 means completely different and 1 identical

Based on MorganFingerprints ($r=3, 2048$)

CPT-6281 – pro-drug with target tissue activation



Development timeline – CPT-6281



Initial indication:

hepatocellular carcinoma

Degradation profile

GSPTI, SALL4 + NEK7

Target tissue activated pro-drug

DRF studies complete

GLP toxicology underway

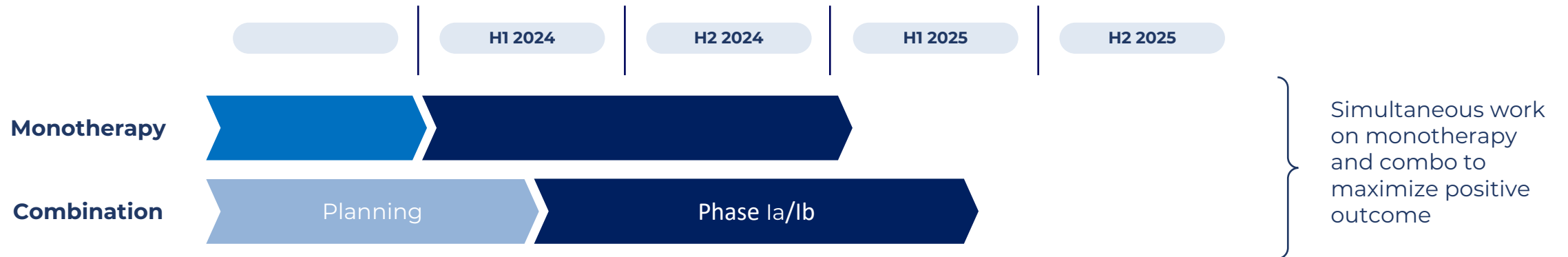
Manufacturing scale-up complete

Expected milestones:

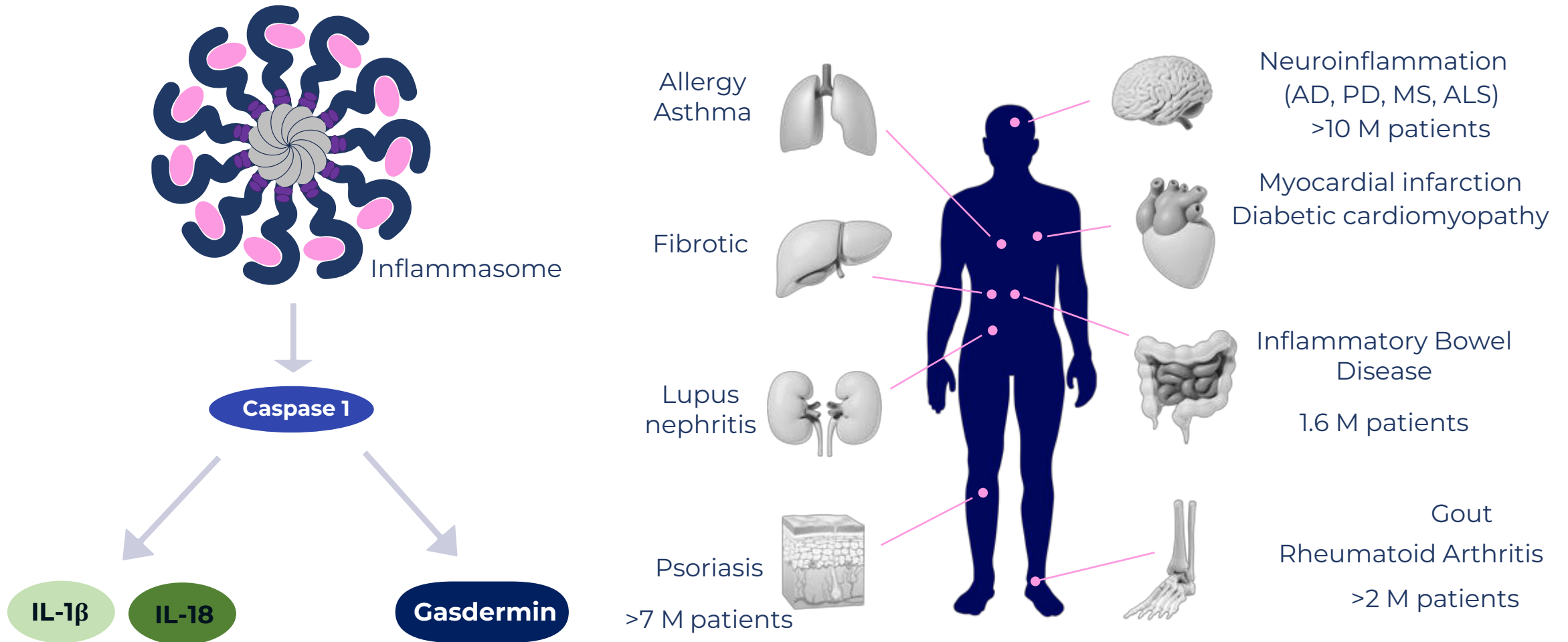
CTA submission for initiation of clinical trials in Q3 2023

Phase Ia/Ib top-line data to be reported by the end of 2024

Combination study data by end 2025

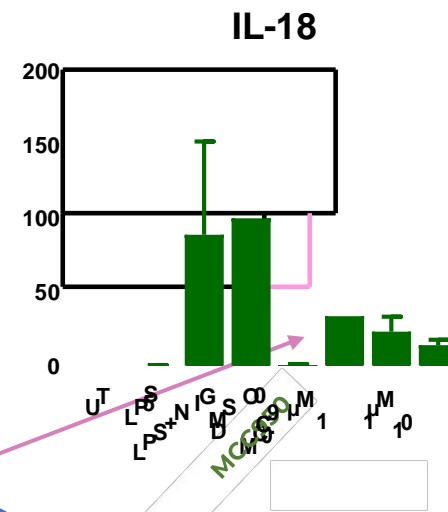
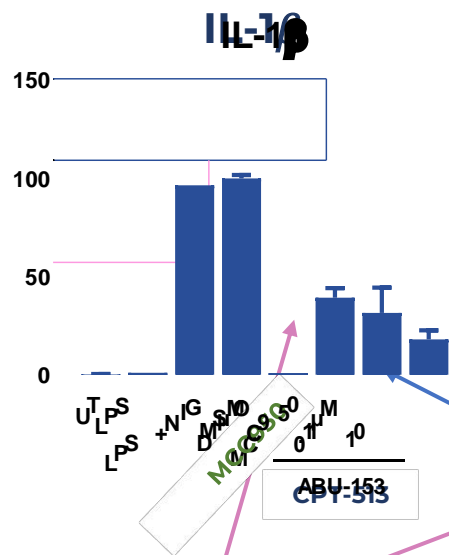
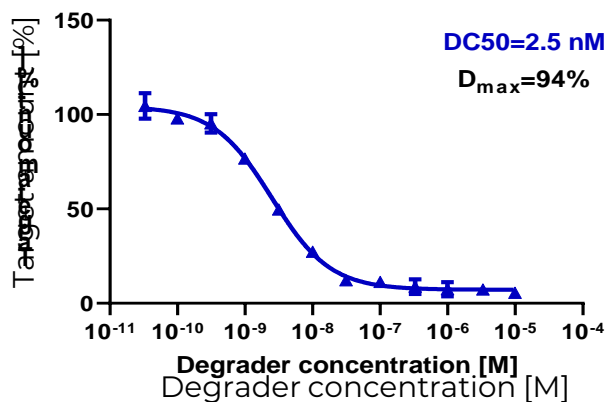


CT-02: Vast market potential for inflammasome modulators



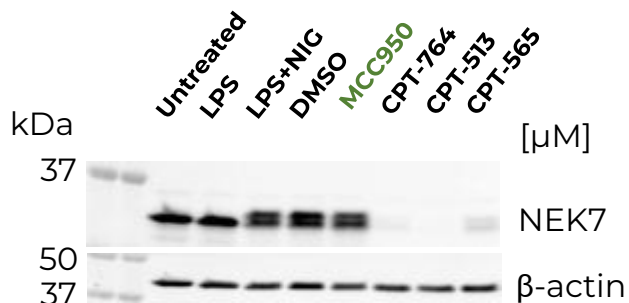
Therapeutic edge in autoimmunity through NEK7 degradation

Potent degradation of NEK7

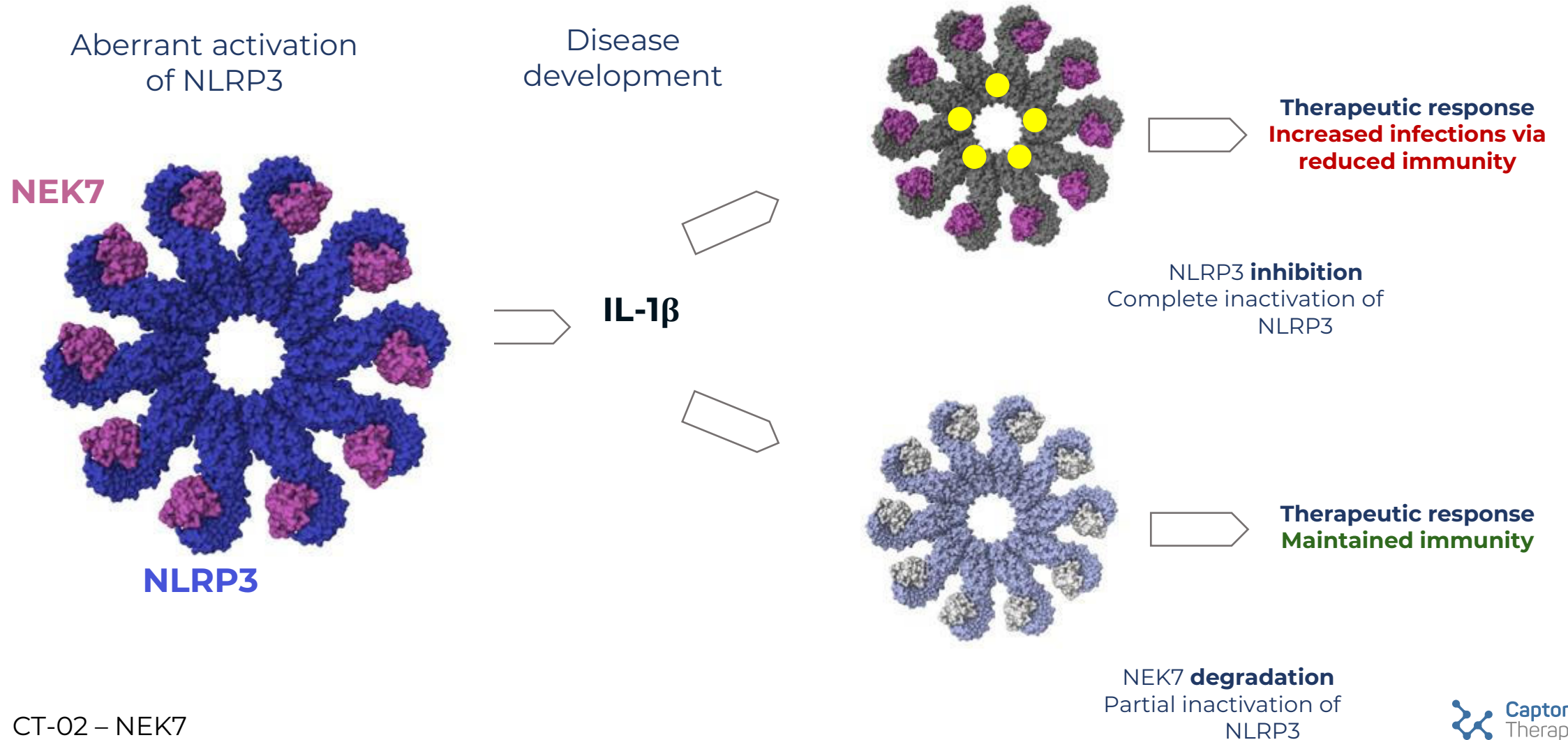


Inhibitor completely

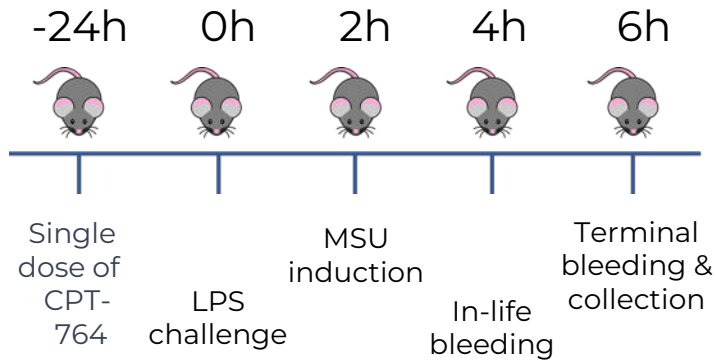
Degrader partially attenuates the



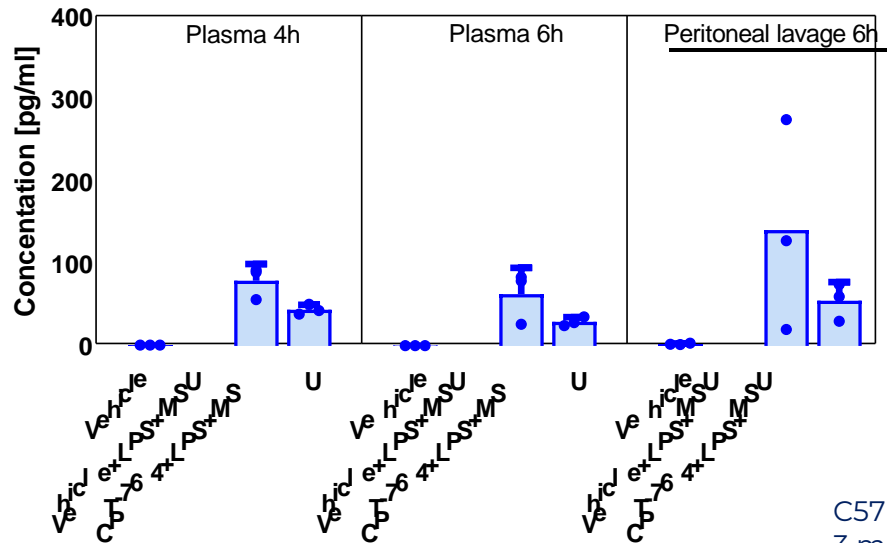
Differentiated intervention in NLRP3 pathway *via* NEK7 degradation



In vivo PoC in peritonitis model & brain penetration

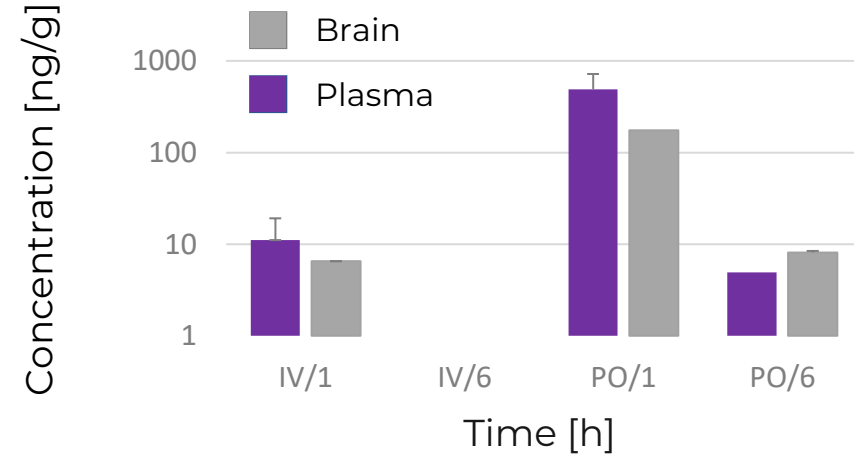


IL-1 β levels



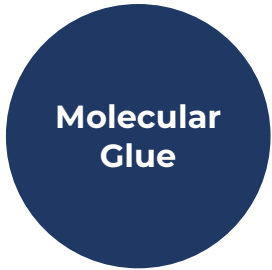
C57BL/6-Crbntm1.1Ble/J;
3 mice per group

Plasma and brain concentration of CPT-565



Time point	Brain exposure (ng/g Tissue)	Plasma exposure (ng/ml)	Brain to Plasma ratio
1h (IV)	6.55	11.1	0.59
6 h (IV)	BLQ	BLQ	NC
1 h (PO)	175.2	494.9	0.35
6 h (PO)	8.1	4.9	1.65

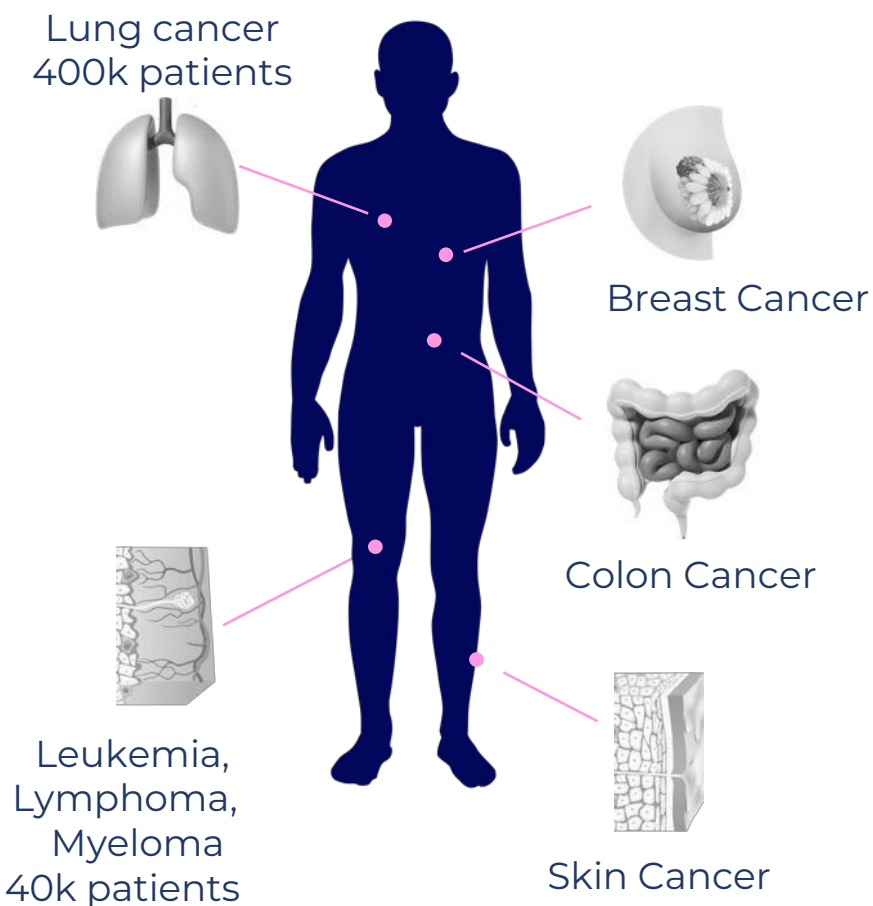
NEK7 summary



- Multiple series of NEK7 molecular glue degraders discovered
- Lead compounds show low nanomolar potency and excellent PK properties
- In-vivo proof-of-efficacy for systemic degraders achieved in initial study
- Larger optimised efficacy study reporting soon
- Significant brain penetration shown in vivo with subset of molecules
- In vivo PoC (efficacy) for the brain-penetrant series in 2023
- Ready for IND-enabling studies in H1 2024
- Degradation, but not inhibition, switches off both pathological functions of NEK7 – kinase and scaffolding



CT-03: MCL-1 – a critical pathway of cancer resistance



MCL-1 is one of the most amplified proteins in cancer

A critical resistance mechanism in haematological and solid tumours

Ablation of MCL-1 protein directly attenuates tumours *in vivo* as monotherapy & sensitizes tumors for other chemo- and targeted therapies

Adequate ablation of MCL-1 requires rapid and sustained action & high target coverage

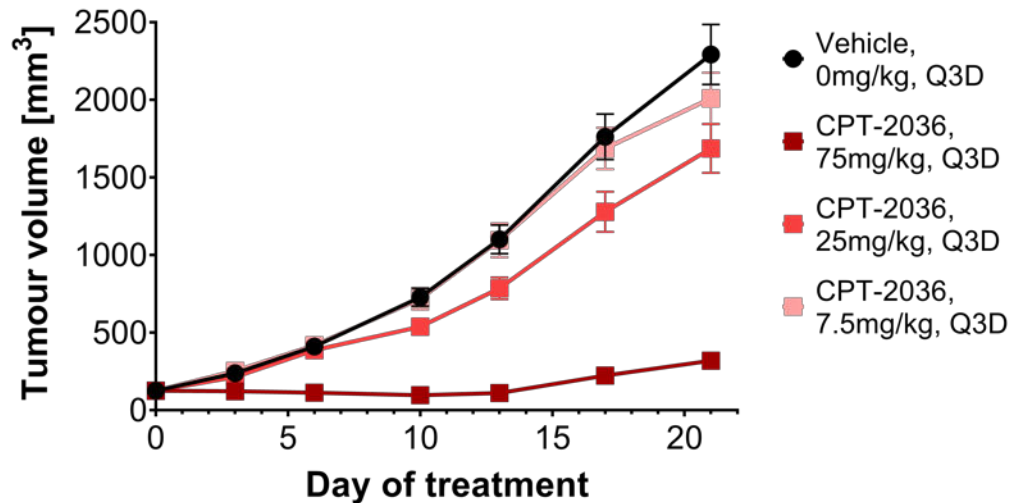
Use of inhibitors causes accumulation of MCL1 in cancer cells

Degraders have a different mode of action, without accumulation of MCL1

Degradation of ~70% of MCL-1 induces apoptosis, while inhibitors require nearly 100% of target coverage. This, together, with optimized clearance expands the therapeutic window from the perspective of cardiotoxicity

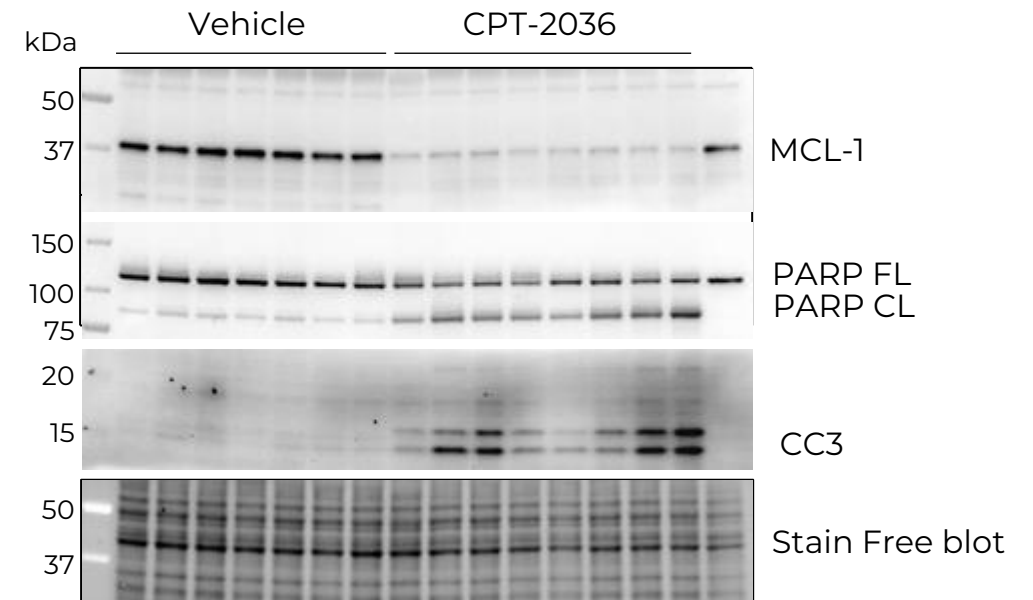
MCL-1 degraders effective in AML and lung cancer models

Strong tumor growth inhibition



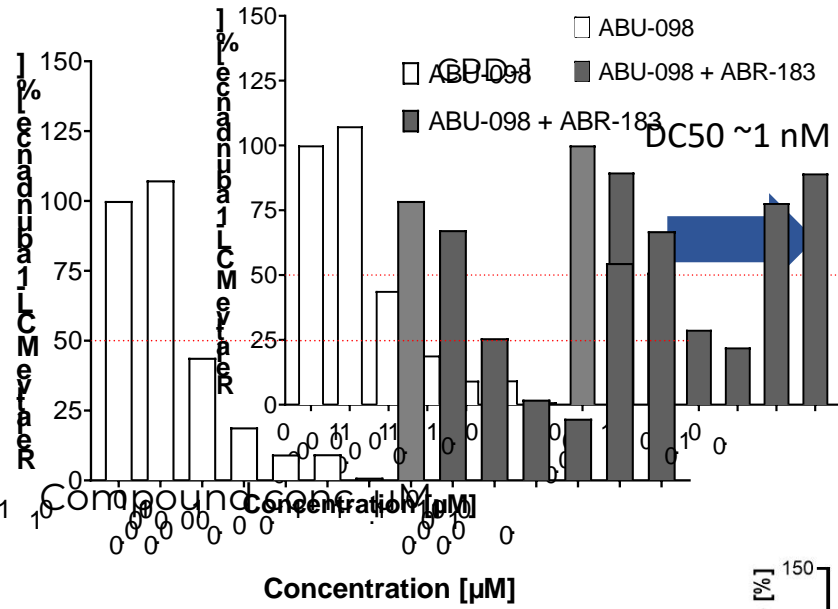
Mice with 150 mm³ MV4-11, IV

Potent MCL-1 degradation and apoptosis

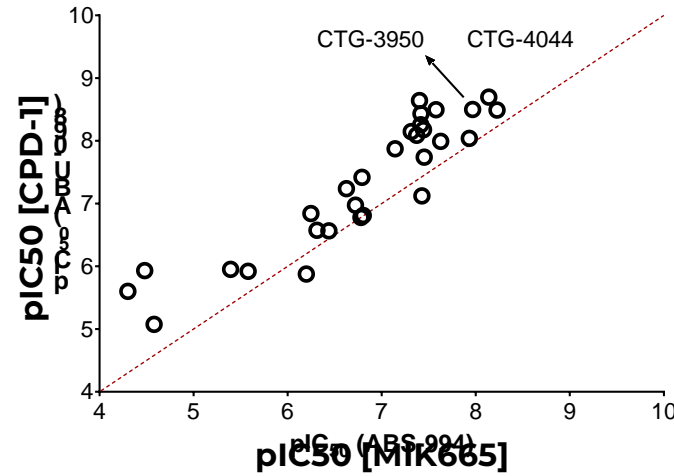


DMS-114, 75 mpk, IV, single injection

Ultrapotent compounds active *ex vivo* and in cancer cell lines

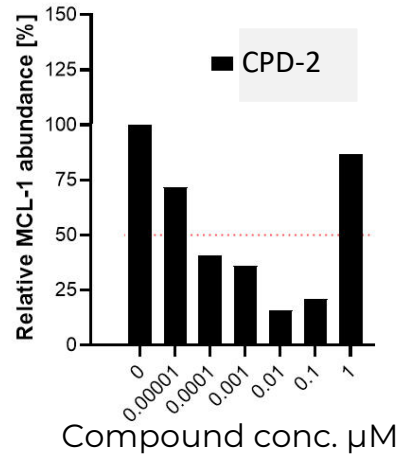


ABU-098 is more potent than ABS-994 in most of the tested models



CPD-1 was tested in the panel of 30 PDX AML cells *ex vivo*


CPD-1 shows 2-10x better activity than the clinical MCL-1 inhibitor, MIK665 (Novartis/Servier)



CPD-2 shows remarkable DC50 < 100 pM

CPD-1 constitutes a great potential for ADC development

Development timeline – CT-03



Initial indications:

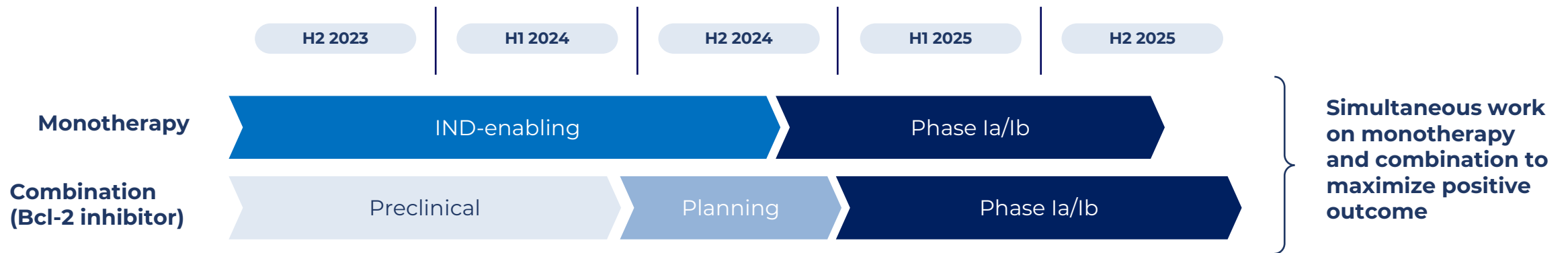
blood cancers, subsequently solid tumours

Degradation profile:

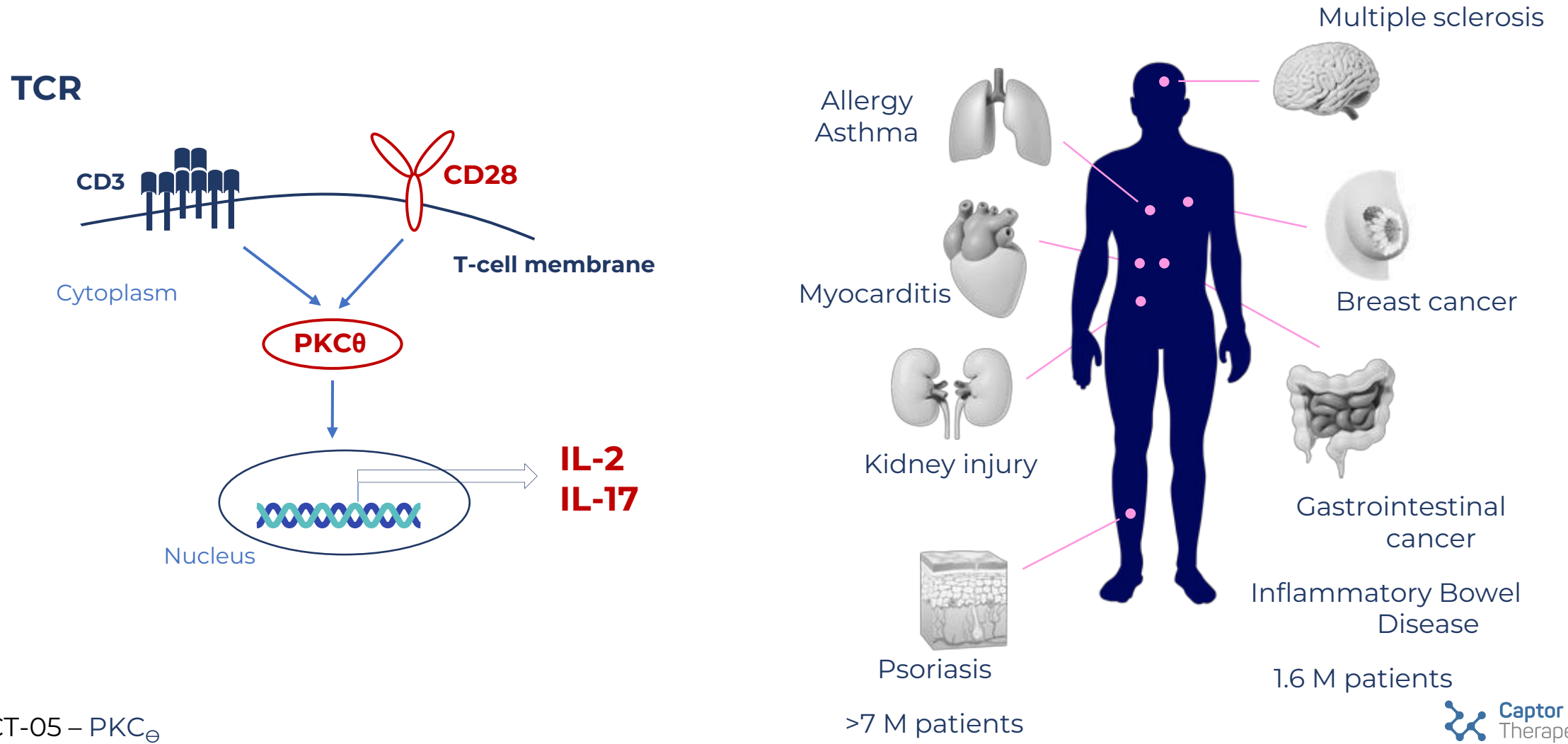
Selective first-in-class MCL1 degrader

Expected milestones:

- IND/CTA approval in Q3/4 2024
- Initiation of Phase I clinical trial Q4 2024
- Phase Ia/Ib top-line data reported 2025



CT-05: PKC_θ an inadequately drugged high value target



Unique opportunity tailored for bifunctional degraders

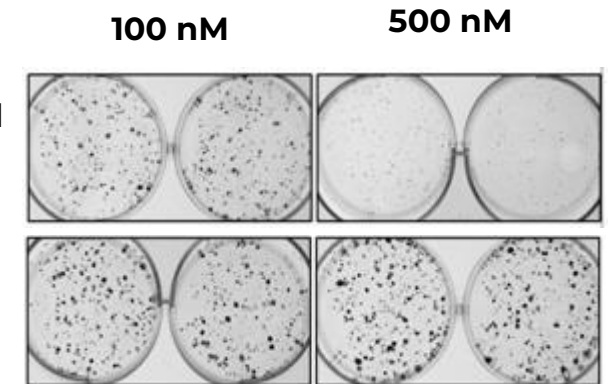
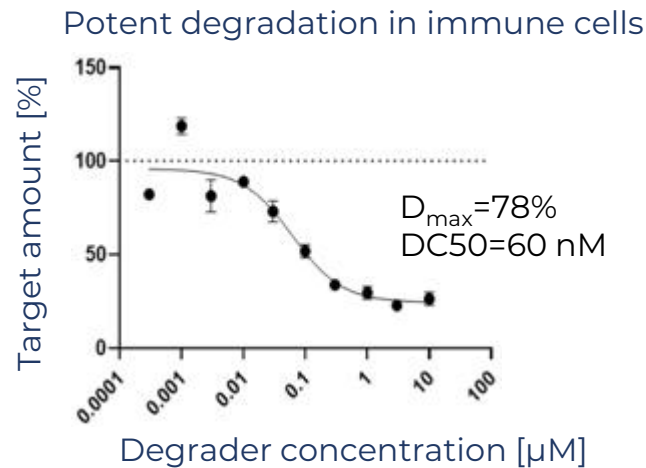
Multiple PKC θ inhibitors were in clinical trials:

1st generation, e.g. pan-PKC Sotrastaurin – many side effects

2nd generation, e.g. Astellas, AbbVie, Celgene - PKC θ -selective but showed unknown off-targets or poor coverage

Recent revival, allosteric compound deal: Exscientia-BMS

Inhibitor shows significant effects on non-immune cells
Degrader has no effect in non-immune cells



2023 expected milestones

Demonstration of *in vivo* efficacy in inflammation model

Degradation with BIDs offers selectivity and coverage unmatched by inhibitors

Captor Partnering

Existing collaborations:

- Sosei Heptares collaboration was extended and continues as planned
- Ono partnership is advancing well with positive data confirming our approach

Pipeline partnering strategy:

- CT-01 + CT-03: Early clinical trials for human POC and partner at point of optimum risk/reward
- CT-02 + CT-05 – Preclinical POC in 2023 to support partnering discussions

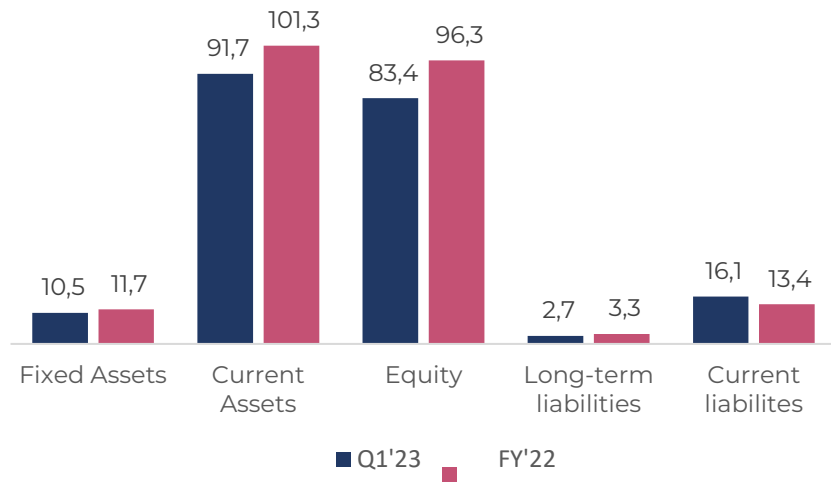
Platform partnering opportunities:

- Novel E3 Ubiquitin Ligase data has generated interest & contact from pharma partners
- Additional discovery collaborations against new targets (outside of our pipeline)
- New area: applying high-potency degraders in Antibody Drug Conjugates (ADCs)

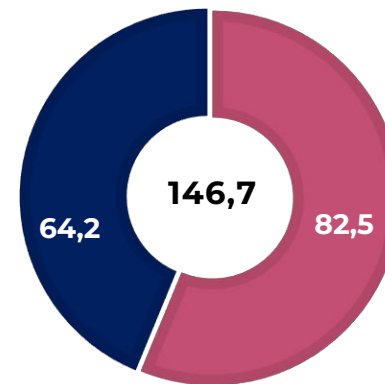
FINANCIALS AND PLANS FOR THE FUTURE

Strong balance sheet and cash position

Consolidated statement of financial position (PLN, M)



Cash position



Available funding secured (PLN M; as of 31/03/2023):

Total: PLN 146,7 M

- PLN 82,5 M cash, short-term bonds
- PLN 64,2 M grant funding agreements with NCBR

R&D costs in Q1:

Total: PLN 15,6 M

Cash outflow in Q1:

Total: PLN 8,3 M

Next steps

2023

- **CT-01:** Phase Ia/Ib initiation in liver cancer patients
- **CT-02** and **CT-05:** *In vivo* proof of concept in autoimmunity
- In cell degradation of target with novel E3 ligase-based degrader

2024

- **CT-03:** Phase Ia/Ib initiation in haematological cancer patients
- **CT-01:** Clinical readouts: safety, pharmacology, & mechanism
- First degrader of a new target based on novel E3 ligase
- New partnering in immunology

Q&A SESSION



Captor Therapeutics S.A

ul. Duńska 11
54-427 Wrocław, Poland



Captor Therapeutics GmbH

Hegenheimerweg 167A
4123 Allschwil, Switzerland

Contact: t.shepherd@captortherapeutics.com



Projects are co-financed by the European Regional Development Fund:

Discovery and development of a new clinical drug candidate for the eradication of cancer stem cell in the treatment of hepatocellular carcinoma, through degradation of oncofetal transcription factor
(POIR.01.01.01-00-0740/19-00)

Discovery and development of non-toxic ligase ligands and their application in the treatment of autoimmune diseases
(POIR.01.01.01-00-0741/19-00)

Inducing apoptosis with small molecules as therapeutic intervention in multiple severe malignancies
(POIR.01.01.01-00-0956/17-01)

Discovery and development of first-in-class of small molecule degrader as a drug candidate for the treatment of colorectal cancer
(POIR.01.02.00-00-0073/18-00)

Development of an integrated technology platform in the field of targeted protein degradation and its implementation to the pharmaceutical market (POIR.01.01.01-00-0931/19-00)

